


The Real For Beginning Elementary Band Students Oboe

What is an Oboe?

The oboe is a double reed woodwind instrument. It is played by blowing air through two reeds, which vibrate to produce sound. The oboe has a distinctive sound that is often described as being plaintive or reedy.

The oboe is a member of the woodwind family, which also includes the flute, clarinet, saxophone, and bassoon. Oboes are typically made of wood, but some models are made of plastic. They have a conical bore, which means that the diameter of the bore increases from the mouthpiece to the bell.



The Real Book for Beginning Elementary Band Students (Oboe): Seventy Famous Songs Using Just Six Notes by Rimma Mykhailovska

★★★★★ 5 out of 5

Language : English

File size : 729 KB

Screen Reader : Supported

Print length : 68 pages

Lending : Enabled



The oboe is a transposing instrument, which means that the music written for it sounds at a different pitch than the written notes. Oboes are typically

pitched in C, which means that when the player plays a written C, it sounds as a C two octaves higher.

History of the Oboe

The oboe is one of the oldest woodwind instruments. It is believed to have originated in the Middle East around 3000 BC. The first oboes were made of bone or ivory, and they had a single reed. Over time, the oboe evolved to have two reeds, and it was made of wood.

The oboe was introduced to Europe in the 16th century, and it quickly became a popular instrument in both classical and folk music. In the 18th century, the oboe was standardized, and it became the instrument that we know today.

Construction of the Oboe

The oboe is a complex instrument that is made of many different parts. The main parts of the oboe are the body, the reed, the keys, and the bell.

Body: The body of the oboe is made of wood, typically grenadilla wood. The body is conical in shape, and it has a series of holes drilled into it. The holes are covered by keys, which allow the player to change the pitch of the instrument.

Reed: The reed is the most important part of the oboe. It is made of two thin pieces of cane that are tied together. When the player blows air through the reed, the reeds vibrate to produce sound.

Keys: The oboe has a complex system of keys that allow the player to change the pitch of the instrument. The keys are made of metal, and they

are attached to the body of the oboe.

Bell: The bell is the flared end of the oboe. It helps to project the sound of the instrument.

How to Play the Oboe

Playing the oboe is a challenging but rewarding experience. Here are a few tips for beginning oboe players:

- **Find a good teacher.** A good teacher can help you to develop the proper embouchure and fingering technique.
- **Practice regularly.** The more you practice, the better you will become at playing the oboe.
- **Be patient.** Learning to play the oboe takes time and practice. Don't get discouraged if you don't sound like a professional right away.
- **Have fun!** Playing the oboe should be enjoyable. If you're not having fun, you're less likely to stick with it.

Oboe Reeds

The reed is the most important part of the oboe. It is essential to choose the right reed for your instrument and playing style. There are many different brands and types of oboe reeds available, so it is important to experiment to find the one that works best for you.

Here are a few tips for choosing oboe reeds:

- **Start with a soft reed.** Soft reeds are easier to play, and they are less likely to squeak.

- **As you progress, you can move to harder reeds.** Harder reeds produce a more powerful sound, but they are also more difficult to play.
- **Be sure to soak your reed before playing.** Soaking the reed helps to soften it and make it more playable.
- **Replace your reed regularly.** Reeds wear out over time, and they will need to be replaced regularly.

Oboe Fingerings

The oboe has a complex system of fingerings. Here is a basic fingering chart for the oboe:




Oboe Music

There is a wide variety of music written for the oboe. Here are a few of the most popular oboe pieces:

- Concerto for Oboe in C Major by Wolfgang Amadeus Mozart
- Sonata for Oboe and Piano by Francis Poulenc

- **Elegy for Oboe and Orchestra by Benjamin Britten**
- **Three Pieces for Oboe and Piano by Igor Stravinsky**

The oboe is a beautiful and challenging instrument to learn. However, with the right instruction, it can be a rewarding experience. If you are interested in learning to play the oboe, I encourage you to find a good teacher and start practicing. With hard work and dedication, you can achieve your musical goals.



The Real Book for Beginning Elementary Band Students (Oboe): Seventy Famous Songs Using Just Six Notes by Rimma Mykhailovska

★★★★★ 5 out of 5

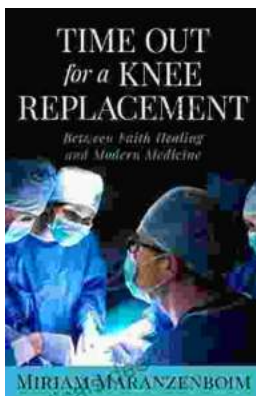
Language : English

File size : 729 KB

Screen Reader: Supported

Print length : 68 pages

Lending : Enabled



Time Out for Knee Replacement: Essential Information for Patients Undergoing Total Knee Arthroplasty

Total knee replacement (TKR) is a surgical procedure that involves replacing the damaged knee joint with an artificial implant. It is a common...



Clarinet Fundamentals: A Systematic Fingering Course for Beginners

Welcome to the exciting world of clarinet playing! Whether you're a complete beginner or have some prior musical experience, our systematic fingering course is...