

Take Fat Quarters: 15 Easy Quilt Patterns to Unleash Your Inner Quilter

Step into the vibrant world of quilting with fat quarters, pre-cut squares of fabric that ignite creativity and make quilting a breeze. These versatile squares offer endless possibilities for creating stunning quilts with minimal effort. Whether you're a seasoned quilter or just starting your fabric-stitching journey, fat quarters are the perfect canvas for expressing your artistic vision.



Take 5 Fat Quarters: 15 Easy Quilt Patterns by Kathy Brown

★★★★☆ 4.5 out of 5

Language : English

File size : 19577 KB

Text-to-Speech : Enabled

Screen Reader : Supported

Enhanced typesetting : Enabled

Print length : 66 pages

FREE

DOWNLOAD E-BOOK



What are Fat Quarters?

Fat quarters are pre-cut squares of fabric, typically measuring 18" x 22". They are a convenient and cost-effective way to acquire a variety of fabrics for your quilting projects. Fat quarters are available in a wide range of colors, patterns, and textures, allowing you to mix and match them to create unique and eye-catching quilts.

15 Easy Fat Quarter Quilt Patterns for Beginners

Ready to dive into the world of fat quarter quilting? Here are 15 beginner-friendly patterns that will guide you through the process and ignite your creativity:

1. Jelly Roll Race Quilt

This vibrant quilt pattern is perfect for showcasing a variety of fat quarter fabrics. Simply sew the fat quarters together in rows and add a contrasting border for a dynamic and eye-catching quilt.



2. Stack and Whack Quilt


A quick and easy pattern that's great for using up leftover fat quarters. Simply stack the fat quarters on top of each other and cut them into strips. Arrange the strips in a random order and sew them together to create a unique and scrappy quilt.



Stack and Whack Quilt

3. Nine-Patch Quilt

A classic and elegant quilt pattern that combines nine fat quarter squares. Arrange the squares in a 3x3 grid and sew them together. Add a border of your choice to complete the quilt.



4. Log Cabin Quilt

A traditional quilt pattern that uses strips of fabric to create a log cabin effect. Start with a nine-patch center and gradually add strips of fabric around the edges to create a larger quilt.



Log Cabin Quilt

5. Double Irish Chain Quilt

A stunning quilt pattern that combines two interlocking Irish chain designs. Use contrasting fabrics for the chains and sashing to create a visually appealing quilt.


Double Irish Chain with Fat Quarters

Tutorial from Dana at
Old Red Barn Co.



6. Churn Dash Quilt


A classic and easy-to-make quilt pattern that uses square and triangle blocks. Arrange the blocks in a checkerboard pattern to create a dynamic and eye-catching quilt.



Churn Dash Quilt

7. Strip and Flip Quilt

A quick and easy quilt pattern that uses strips of fabric. Sew the strips together, fold them over, and sew them down to create a reversible quilt with minimal effort.



8. Rag Quilt

A charming and rustic quilt pattern that uses strips of fabric and

Take 5 Fat Quarters: 15 Easy Quilt Patterns by Kathy Brown

★★★★☆ 4.5 out of 5


Language : English

File size : 19577 KB

Text-to-Speech : Enabled



Screen Reader : Supported
Enhanced typesetting : Enabled
Print length : 66 pages



Time Out for Knee Replacement: Essential Information for Patients Undergoing Total Knee Arthroplasty

Total knee replacement (TKR) is a surgical procedure that involves replacing the damaged knee joint with an artificial implant. It is a common...



Clarinet Fundamentals: A Systematic Fingering Course for Beginners

Welcome to the exciting world of clarinet playing! Whether you're a complete beginner or have some prior musical experience, our systematic fingering course is...