


Playing the Psaltery Made Easy Vol. 1: A Comprehensive Guide for Beginners with Step-by-Step Instructions




The psaltery is a beautiful and versatile stringed instrument that has been played for centuries. It is a great choice for beginners who are interested in learning a stringed instrument, as it is relatively easy to learn to play. In this article, we will provide you with a comprehensive guide to playing the psaltery, including step-by-step instructions, tips, and resources.

Playing The Psaltery Made Easy Vol I by Paul Harris

★★★★☆ 4.5 out of 5

Language : English

File size : 12173 KB



Screen Reader : Supported

Print length : 55 pages



Parts of the Psaltery

The psaltery is a trapezoidal-shaped instrument with a flat back and a series of strings stretched across the body. The strings are plucked or strummed to produce sound. The parts of the psaltery include:

- **Body:** The body of the psaltery is typically made of wood, and it is usually trapezoidal in shape. The body is hollow, and it has a soundhole to allow the sound to escape.
- **Strings:** The psaltery has a series of strings that are stretched across the body. The strings are usually made of nylon or metal, and they are plucked or strummed to produce sound.
- **Bridge:** The bridge is a small piece of wood that is glued to the body of the psaltery. The strings are attached to the bridge, and it helps to transfer the vibrations of the strings to the body.
- **Tuning pegs:** The tuning pegs are located at the top of the psaltery. The strings are wound around the tuning pegs, and they are used to adjust the pitch of the strings.

How to Tune the Psaltery

Before you can begin to play the psaltery, you will need to tune it. The most common tuning for the psaltery is C major, which is the same as the tuning of the guitar. To tune the psaltery, you will need a tuner or a tuning fork.

To tune the psaltery using a tuner, simply pluck the string and adjust the tuning peg until the tuner reads the correct pitch. To tune the psaltery using a tuning fork, strike the tuning fork against a hard surface and then hold it close to the string. Adjust the tuning peg until the string vibrates at the same pitch as the tuning fork.

How to Play the Psaltery

Once your psaltery is tuned, you can begin to learn how to play it. There are two main ways to play the psaltery: plucking and strumming.

Plucking is the most common way to play the psaltery. To pluck the psaltery, simply use your fingers to pluck the strings. You can pluck the strings individually or in groups.

Strumming is another way to play the psaltery. To strum the psaltery, use a pick or your fingers to strum across the strings. You can strum the strings up and down or in a circular motion.

Tips for Playing the Psaltery

Here are a few tips for playing the psaltery:

- **Use a light touch.** When you are plucking or strumming the psaltery, use a light touch. This will help to produce a clear and beautiful sound.
- **Experiment with different techniques.** There are many different ways to pluck and strum the psaltery. Experiment with different

techniques to find the ones that you like best.

- **Be patient.** Learning to play the psaltery takes time and practice. Don't get discouraged if you don't sound perfect right away. Just keep practicing, and you will eventually be able to play beautiful music on the psaltery.

Resources for Learning the Psaltery

There are a number of resources available to help you learn how to play the psaltery. Here are a few of the most popular resources:


- **The Psaltery Institute:** The Psaltery Institute is a non-profit organization that is dedicated to promoting the psaltery. The institute offers a variety of resources for learning how to play the psaltery, including online lessons, workshops, and publications.
- **The Psaltery Guild of America:** The Psaltery Guild of America is a membership organization for psaltery players. The guild offers a variety of resources for its members, including a newsletter, a website, and a forum.
- **YouTube:** There are a number of YouTube videos that can teach you how to play the psaltery. Simply search for "psaltery lessons" to find a variety of videos to choose from.

The psaltery is a beautiful and versatile instrument that is perfect for beginners. With a little practice, you can learn to play beautiful music on the psaltery. So what are you waiting for? Get started today!


Playing The Psaltery Made Easy Vol I by Paul Harris

★★★★☆ 4.5 out of 5

Language : English



File size : 12173 KB
Screen Reader : Supported
Print length : 55 pages



Time Out for Knee Replacement: Essential Information for Patients Undergoing Total Knee Arthroplasty

Total knee replacement (TKR) is a surgical procedure that involves replacing the damaged knee joint with an artificial implant. It is a common...



Clarinet Fundamentals: A Systematic Fingering Course for Beginners

Welcome to the exciting world of clarinet playing! Whether you're a complete beginner or have some prior musical experience, our systematic fingering course is...