


# Hand Shadows Animals Wally Raven: A Comprehensive Guide to Creating Realistic Animal Illusions with Your Hands

Hand shadows are a form of shadow puppetry that uses the hands to create the illusion of animals, objects, and even people. The art of hand shadows has been practiced for centuries, and there are many different techniques that can be used to create a wide variety of effects.

One of the most popular hand shadow animals is the raven. Ravens are often depicted in art and literature as symbols of wisdom, mystery, and death. Their dark feathers and sharp beaks make them a striking subject for hand shadows.



## Hand Shadows Animals by Wally Raven

★★★★☆ 4.5 out of 5

Language : English

File size : 3220 KB

Screen Reader : Supported

Print length : 26 pages

Lending : Enabled

FREE

DOWNLOAD E-BOOK



In this guide, we will teach you how to create a realistic raven hand shadow. We will provide step-by-step instructions, as well as tips and tricks to help you perfect your technique.

## Step-by-Step Instructions

1. Start by making a fist with your right hand. This will be the body of the raven.
2. Extend your index finger and middle finger to form the raven's beak.
3. Curl your thumb and pinky finger to form the raven's wings.
4. Use your left hand to create the raven's tail. Make a fist with your left hand and extend your thumb and index finger to form a "V" shape.
5. Position your left hand behind your right hand, so that the "V" shape forms the raven's tail.
6. Move your hands up and down to make the raven appear to fly.


## **Tips and Tricks**

\* Use a bright light source to create a strong shadow. \* Practice in front of a mirror so that you can see how your hands look. \* Exaggerate your movements to make the raven appear more realistic. \* Use your imagination to create different poses and movements for the raven.

With a little practice, you will be able to create a realistic raven hand shadow that will amaze your friends and family. Hand shadows are a fun and easy way to express your creativity, and they are a great way to entertain children of all ages.

## **Additional Resources**

\* [Hand Shadow Animals: A Step-by-Step Guide]  
(<https://www.wikihow.com/Do-Hand-Shadow-Animals>) \* [The Art of Hand Shadows](<https://www.shadowology.com/>) \* [Hand Shadows: A History]  
(<https://www.britannica.com/art/shadow-puppetry>)



## Hand Shadows Animals by Wally Raven

★★★★☆ 4.5 out of 5

Language : English

File size : 3220 KB


Screen Reader : Supported

Print length : 26 pages

Lending : Enabled

FREE

DOWNLOAD E-BOOK



## Time Out for Knee Replacement: Essential Information for Patients Undergoing Total Knee Arthroplasty

Total knee replacement (TKR) is a surgical procedure that involves replacing the damaged knee joint with an artificial implant. It is a common...



## Clarinet Fundamentals: A Systematic Fingering Course for Beginners

Welcome to the exciting world of clarinet playing! Whether you're a complete beginner or have some prior musical experience, our systematic fingering course is...