


Essential Phases to Create Engaging Assessment Practice



Design in Five: Essential Phases to Create Engaging Assessment Practice by Mara Parker

★★★★☆ 4.8 out of 5

Language : English

Hardcover : 315 pages

Item Weight : 1.4 pounds

Dimensions : 6.5 x 1 x 9.5 inches



Assessment is an essential part of teaching and learning. It allows teachers to measure student learning and progress, and to provide feedback that can help students improve their performance. However, not all assessments are created equal. Some assessments are more engaging and effective than others. In this article, we will discuss the essential phases involved in creating engaging assessment practice that promotes student learning and growth.

Phase 1: Planning

The first phase in creating engaging assessment practice is planning. During this phase, teachers should consider the following:

- The purpose of the assessment
- The type of assessment that will be used
- The content that will be assessed

- The students who will be assessed

Once teachers have considered these factors, they can begin to develop an assessment plan. This plan should include the following information:

- A description of the assessment
- The criteria that will be used to evaluate student performance
- The timeline for the assessment

Phase 2: Development

The second phase in creating engaging assessment practice is development. During this phase, teachers should develop the assessment materials. These materials may include:

- Test questions
- Performance tasks
- Projects
- Portfolios

When developing assessment materials, teachers should keep the following in mind:

- The materials should be aligned with the assessment plan
- The materials should be engaging and motivating for students
- The materials should be fair and equitable

Phase 3: Implementation

The third phase in creating engaging assessment practice is implementation. During this phase, teachers should administer the assessment to students. When administering the assessment, teachers should:

- Provide clear instructions to students
- Create a positive and supportive learning environment
- Allow students to ask questions

Phase 4: Evaluation


The fourth phase in creating engaging assessment practice is evaluation. During this phase, teachers should evaluate the assessment results. This evaluation should include the following:

- An analysis of student performance
- A review of the assessment materials
- A reflection on the assessment process

The evaluation process allows teachers to identify areas where the assessment can be improved. This information can then be used to revise the assessment plan and materials for future use.

Creating engaging assessment practice is essential for effective teaching and learning. By following the four phases outlined in this article, teachers can develop assessments that promote student learning and growth. These assessments will provide teachers with valuable information about student performance, and they will help students to identify areas where they need

to improve. As a result, students will be more likely to succeed in their studies and achieve their full potential.



Design in Five: Essential Phases to Create Engaging Assessment Practice by Mara Parker

★★★★☆ 4.8 out of 5

Language : English


Hardcover : 315 pages

Item Weight : 1.4 pounds

Dimensions : 6.5 x 1 x 9.5 inches

FREE

DOWNLOAD E-BOOK



Time Out for Knee Replacement: Essential Information for Patients Undergoing Total Knee Arthroplasty

Total knee replacement (TKR) is a surgical procedure that involves replacing the damaged knee joint with an artificial implant. It is a common...



Clarinet Fundamentals: A Systematic Fingering Course for Beginners

Welcome to the exciting world of clarinet playing! Whether you're a complete beginner or have some prior musical experience, our systematic fingering course is...

