


# Clarinet Fundamentals: A Systematic Fingering Course for Beginners

Welcome to the exciting world of clarinet playing! Whether you're a complete beginner or have some prior musical experience, our systematic fingering course is meticulously crafted to guide you through the essential steps of learning the clarinet.

## Section 1: Embarking on the Clarinet Adventure

Before we delve into the intricacies of fingering, let's take a moment to familiarize ourselves with the clarinet's anatomy. This elegant instrument consists of four main sections:



### Clarinet Fundamentals 2: Systematic Fingering Course

by Mel Bay

★★★★★ 5 out of 5

Language : English

File size : 10686 KB

Screen Reader : Supported

Print length : 136 pages



1. **Mouthpiece:** The part you blow into, containing a single reed that vibrates to produce sound.
2. **Barrel:** The upper section that connects the mouthpiece to the body.
3. **Body:** The central and longest part, featuring tone holes covered by keys and fingers.

4. **Bell:** The flared end that amplifies the sound produced by the instrument.

Now that we have a basic understanding of the clarinet's structure, let's dive into the fingerings that will bring it to life.

## **Section 2: Navigating the Clarinet's Fingering System**

The clarinet's fingering system is primarily based on the Boehm system, a standardized arrangement of keys and tone holes that allows for chromatic playing. This means you can play notes from the entire chromatic scale by using different combinations of fingers.

The left hand controls the lower section of the clarinet, while the right hand handles the upper. Each finger is assigned to a specific key, and by pressing or releasing these keys in various combinations, you create different notes.

## **Section 3: A Systematic Approach to Fingerings**

Our course is designed to make learning clarinet fingerings as systematic and straightforward as possible. We'll start with the basics and gradually introduce more complex fingerings as you progress.

### **Step 1: Mastering the Basic Notes**

Begin by focusing on the most fundamental notes on the clarinet: C, G, and E. These notes form the foundation of many beginner-level pieces.

### **Step 2: Expanding Your Range**

Once you're comfortable with the basic notes, we'll gradually introduce new fingerings, expanding your playing range. You'll learn to play notes above and below the initial three, allowing you to tackle more challenging pieces.

### **Step 3: Advanced Techniques**

As you gain proficiency, we'll introduce more advanced techniques such as trilling, tonguing, and alternate fingerings. These techniques will enhance your playing skills and add表現力

### **Section 4: Practice and Playing**


Just like any skill, learning the clarinet requires consistent practice. We encourage you to set aside dedicated time each day to practice the fingerings and scales you've learned.

In addition to practicing alone, playing with others is an excellent way to develop your musicality and improve your technique. Join a band or ensemble, or find a practice buddy to motivate and support you along the way.

Embracing the clarinet is an enriching and rewarding experience. Our systematic fingering course provides a solid foundation for your musical journey. With dedication, patience, and our guidance, you'll master the intricacies of clarinet playing and embark on a lifelong adventure of musical expression.

Remember, practice is the key to success. The more you play and experiment with your new skills, the more confident and proficient you'll

become. So grab your clarinet, delve into our course, and let the music flow!



## Clarinet Fundamentals 2: Systematic Fingering Course

by Mel Bay

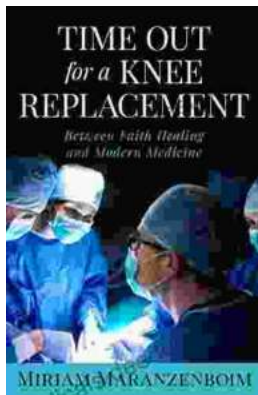
★★★★★ 5 out of 5

Language : English

File size : 10686 KB

Screen Reader: Supported

Print length : 136 pages



## Time Out for Knee Replacement: Essential Information for Patients Undergoing Total Knee Arthroplasty

Total knee replacement (TKR) is a surgical procedure that involves replacing the damaged knee joint with an artificial implant. It is a common...



## Clarinet Fundamentals: A Systematic Fingering Course for Beginners

Welcome to the exciting world of clarinet playing! Whether you're a complete beginner or have some prior musical experience, our systematic fingering course is...

