


An Introduction to Conducting Mel Bay: A Comprehensive Guide for Beginners

Conducting is an art form that requires both musical proficiency and leadership skills. Mel Bay's method of conducting is a popular and accessible approach for aspiring conductors. This article provides a comprehensive guide to conducting Mel Bay, covering the fundamentals, techniques, and tips for effective leadership.

Understanding Mel Bay's Conducting System

Mel Bay's conducting system is characterized by its use of clear and concise gestures to communicate musical intentions to performers. The system emphasizes the use of the right hand, with specific hand positions and movements corresponding to different aspects of the music.



An Introduction to Conducting by Mel Bay

★★★★★ 5 out of 5

Language	: English
File size	: 4272 KB
Text-to-Speech	: Enabled
Screen Reader	: Supported
Enhanced typesetting	: Enabled
Word Wise	: Enabled
Print length	: 167 pages
Lending	: Enabled



The primary hand positions in Mel Bay's system are:

* **Downbeat:** The hand is raised vertically above the head and brought down in a downward motion, indicating the beginning of a measure. *

Upbeat: The hand is raised vertically in front of the body and brought up in an upward motion, indicating the start of the next measure. *

* **Cutoff:** The hand is raised vertically above the head and brought down quickly in a cutting motion, indicating the end of a phrase or section.

Basic Conducting Patterns

Mel Bay's system also includes specific conducting patterns for common musical elements:

* **Meter:** The number of downbeats in a measure is indicated by the

number of times the right hand is raised and lowered. * **Tempo:** The speed of the music is indicated by the frequency of the downbeats. * **Dynamics:**

Volume changes are indicated by the size and shape of the hand gestures.

* **Articulation:** The length and style of notes are indicated by the shape and direction of the hand movements.

Techniques for Effective Conducting

Mastering the fundamental conducting techniques is essential for effective leadership. These techniques include:

* **Gesture Clarity:** Conductors must make clear and precise gestures that are visible to all performers. * **Eye Contact:** Maintaining eye contact with

the performers helps establish a connection and fosters communication. *

Body Language: Non-verbal communication through body language can convey musical intent and inspire performers. * **Physical Fitness:**

Conducting requires physical stamina and coordination. Conductors should maintain good posture and stay hydrated during performances.

Tips for Aspiring Conductors

Becoming a skilled conductor takes time and practice. Here are some tips for aspiring conductors:

* **Study Musical Scores:** Thoroughly analyze the score to understand the musical structure, phrasing, and dynamics. * **Practice Regularly:** Rehearse conducting patterns and gestures in front of a mirror or with a group of performers. * **Attend Workshops and Classes:** Seek opportunities to learn from experienced conductors and gain feedback on your skills. * **Develop Leadership Skills:** Conductors must possess strong communication, interpersonal, and organizational abilities. * **Stay Motivated:** Conducting can be challenging, but maintaining a passion for music and a desire to inspire others is essential.


Repertoire for Mel Bay Conducting

Mel Bay's method of conducting is widely applicable to various musical genres and ensembles. Some popular repertoire selections for Mel Bay conducting include:

* **Classical Music:** Symphonies, concertos, and choral works * **Band Music:** Concert band and brass band pieces * **Choral Music:** Oratorios, cantatas, and mass settings * **Pop and Rock Music:** Arrangements of popular songs and instrumentals * **Jazz Music:** Big band and combo arrangements

Conducting Mel Bay is an accessible and rewarding approach for aspiring conductors. By understanding the fundamentals, mastering effective techniques, and practicing regularly, individuals can develop the skills necessary to lead and inspire musical ensembles. Whether you are a

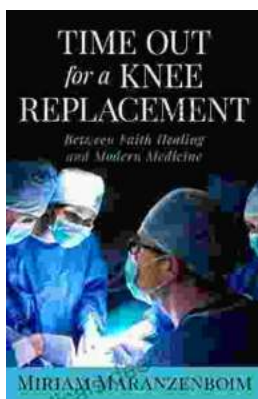
student, hobbyist, or professional musician, embracing Mel Bay's conducting system will enhance your musical journey and allow you to connect with performers and audiences in a meaningful way.



An Introduction to Conducting by Mel Bay

★★★★★ 5 out of 5

Language : English
File size : 4272 KB
Text-to-Speech : Enabled
Screen Reader : Supported
Enhanced typesetting : Enabled
Word Wise : Enabled
Print length : 167 pages
Lending : Enabled



Time Out for Knee Replacement: Essential Information for Patients Undergoing Total Knee Arthroplasty

Total knee replacement (TKR) is a surgical procedure that involves replacing the damaged knee joint with an artificial implant. It is a common...



Clarinet Fundamentals: A Systematic Fingering Course for Beginners

Welcome to the exciting world of clarinet playing! Whether you're a complete beginner or have some prior musical experience, our systematic fingering course is...